

**WIEMERS** AG


Werkzeugmaschinen + Industrieanlagen



M	O	D	E	L	S	
AQ-08	AQ-12	AQ-16	AQ-20	AQ-22	AQ-27	
AE-08	AE-12	AE-16	AE-20	AE-22	AE-27	

# AIR TAPPING MACHINE

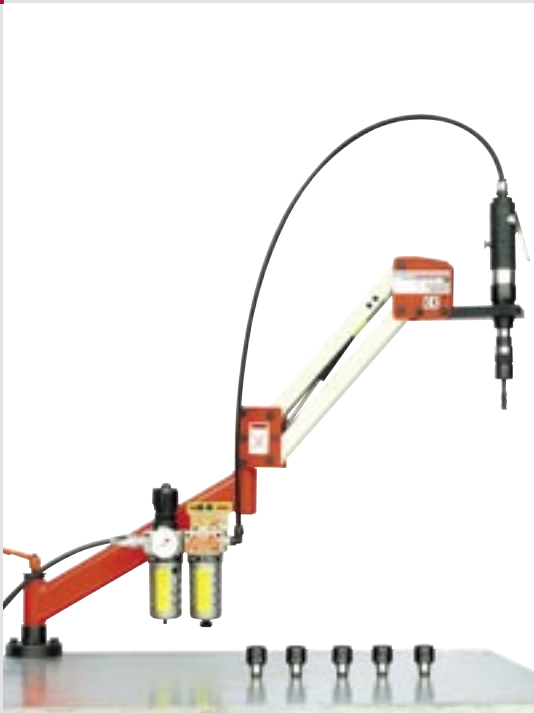
SAFE, EFFICIENT, RAPID



# AIR TAPPING MACHINES

M O D E L

## AQ-08, AQ-12, AQ-16



Model	AQ-08-950	AQ-12-950	AQ-16-1000
Tapping Size	M2 - M8	M3 - M12	M3 - M16
Speed (rpm)	700	400	300
Air Consumption/Pressure	750 l/min		6-7 bar
Work Range	Rmax 950 mm		Rmax 1000 mm
Parallel Arm Structure	from solid-aluminium-profile (38 x 29)		
Weight (kg)	18	18	25
Adapter Type	TCS 1B	TCS 1B	TCS 2B
Item No.	50-14-08	50-14-12	50-14-16

- STANDARD EQUIPMENT:**
- Parallel arm
  - Air tapping spindle
  - 6 piece safety clutch tapping adapter TCS 1B of your choice
  - Table mounting column
  - Radial jib (for a more flexible workspace)
  - Air service unit
  - Pneumatic oil for initial fill

M O D E L

## AQ-20, AQ-22, AQ-27



Model	AQ-20-1000	AQ-22-1000	AQ-27-1000
Tapping Size	M3 - M20	M3 - M22	M3 - M27
Speed (rpm)	150/400	120/300	70/220
Air Consumption/Pressure	950 l/min	6-7 bar	
Work Range	Rmax 1000 mm		
Parallel Arm Structure	from solid-aluminium-profile (58 x 40)		
Weight (kg)	29	29	29
Adapter Type	TCS 2B	TCS 2B	TCS 2B
Item No.	50-14-20	50-14-22	50-14-27

- STANDARD EQUIPMENT:**
- Parallel arm
  - Air tapping spindle
  - 6 piece safety clutch tapping adapter TCS 2B of your choice
  - Table mounting column
  - Radial jib (for a more flexible workspace)
  - Air service unit
  - Pneumatic oil for initial fill

**AE-08, AE-12**



Model	AE-08-700	AE-12-700
Tapping Size	M2 - M8	M3 - M12
Speed (rpm)	700	400
Air Consumption/Pressure	950 l/min	6-7 bar
Work Range	Rmax 700 mm	
Weight (kg)	14	14
Adapter Type	TCS 1B	TCS 1B
Item No.	50-13-08	50-13-12

- STANDARD EQUIPMENT:**
- Articulated arm
  - Air tapping spindle
  - 6 piece safety clutch tapping adapter TCS 1B of your choice
  - Main pillar with fitting flange
  - Radial jib (for a more flexible workspace)
  - Air service unit
  - Pneumatic oil for initial fill

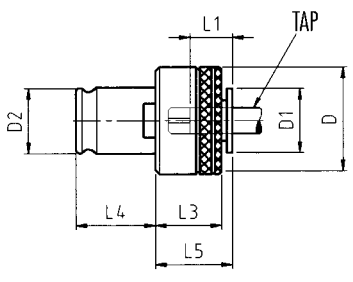
**AE-16, AE-20, AE-22, AE-27**



Model	AE-16-700	AE-20-700	AE-22-700	AE-27-700
Tapping Size	M3 - M16	M3 - M20	M3 - M22	M3 - M27
Speed (rpm)	300	150/400	120/300	70/220
Air Consumption/Pressure	950 l/min	6-7 bar		
Work Range	Rmax 700 mm			
Weight (kg)	19	20	20	20
Adapter Type	TCS 2B	TCS 2B	TCS 2B	TCS 2B
Item No.	50-13-16	50-13-20	50-13-22	50-13-27

- STANDARD EQUIPMENT:**
- Articulated arm
  - Air tapping spindle
  - 6 piece safety clutch tapping adapter TCS 2B of your choice
  - Main pillar with fitting flange
  - Radial jib (for a more flexible workspace)
  - Air service unit
  - Pneumatic oil for initial fill

## TCS-B ADAPTER FOR SAFETY-CLUTCHES



Model	for	Size	D	D <sub>1</sub>	D <sub>2</sub>	L <sub>1</sub>	L <sub>3</sub>	L <sub>4</sub>	L <sub>5</sub>	Weight
TCS 1B	M3-M14	1	32	19	19	71	25	21,5	25	0,15 kg
TCS 2B	M5-M27	2	50	30	31	30	30	35	33	0,55 kg

Dimension Ø x □	3,5x2,7	4x3	4,5x3,4	6x4,9	7x5,5	8x6,2	9x7	10x8	11x9	12x9	14x11	16x12	18x14,5	20x16
DIN 376	M3	M3,5	M4	M5 M6 M8	M10		M12		M14	M16	M18	M20	M22 M24	M27
DIN 371	M3	M3,5	M4	M5 M6		M8		M10						

## TAPPING MACHINE ACCESSORIES

4

### MULTIPOSITION HEAD 90° and various degree tapping device



It is available in model series AQ/AT/HM/HMT.

### PORTABLE MAGNETIC BASE with tapping intake for the TLM 300/600



Model	Holding force	Dimension (LxWxH)	Suited for	Weight	Item No.
TLM-300	300 kg	150/90/90	AE AQ 08,12,16	8,6 kg	50-23-01
TLM-600	600 kg	224/115/120	AE AQ 20,22,27	21 kg	50-23-02



- ADVANTAGES:**
- Flexible place of work
  - Regardless of the location of the project pieces, the tapping arm is always vertical to the borehole
  - No need to adjust the tapping arm to the project piece.

**WIEMERS** AG

Werkzeugmaschinen + Industrieanlagen



Habichtsweg 9 | D-33129 Delbrück  
 phone +49.(0) 52 50 . 93 90 90 | fax +49.(0) 52 50 . 93 90 99  
 www.tapping-arm.eu | info@tapping-arm.eu